
















# RHODODENDRON SIR WHITE RUBY (R) 'Bouti9602'



-  **Maintenance advice:**
-  **Botanical/Horticultural origin:**
-  **Use group:** Heathland plants
-  **Height at 10 years:** 2 m
-  **Width at 10 years:** 2 m
-  **Growth:** Medium
-  **Fragrance:** No

-  **Exposure:** Shade - Half shade
-  **Evergreen/Deciduous:** Evergreen
-  **Shape:** rounded, ball, globe
-  **Colour of leaves:** Green
-  **Colour of flowers:** White/red
-  **Soil type:** Cool
-  **Uses:** Border, Tub/container, Free standing specimen
-  **Publisher:** Sapho

Calendar : J F M A M J J A S O N D

