
















GARDENIA SWEET HEART (R) 'PS 2013 3' cov

Gardenia 'Sweet Heart®'



-  **Maintenance advice:** A light trim is possible late spring, early summer. Remove any dead wood at the end of winter and add, once a year, heathland soil and iron, if necessary.
-  **Botanical/Horticultural origin:** Horticultural origin : breeder James Berry (US)
-  **Use group:** Mild Climate plants
-  **Height at 10 years:** 1 m
-  **Width at 10 years:** 1 m
-  **Growth:** Medium
-  **Fragrance:** Yes

-  **Exposure:** Sun - Half shade
-  **Evergreen/Deciduous:** Evergreen
-  **Shape:** rounded, ball, globe
-  **Colour of leaves:** Green
-  **Colour of flowers:** Cream white
-  **Soil type:** Cool
-  **Uses:** Border, Rockery, Tub/container
-  **Publisher:** Sapho

Calendar : J F M A M J J A S O N D

