








SKIMMIA japonica 'RUBELLA'

skimmia 'Rubella'



-  **Maintenance advice:** At the end of winter, remove the dry branches. Water if necessary in dry summer weather.
-  **Botanical/Horticultural origin:** Brought back from China by Eugène Simon (FR) 1865
-  **Use group:** Heathland plants
-  **Height at 10 years:** 1,5 m
-  **Width at 10 years:** 1,5 m
-  **Growth:** Medium
-  **Fragrance:** Yes

-  **Exposure:** Shade - Half shade
-  **Evergreen/Deciduous:** Evergreen
-  **Shape:** rounded, ball, globe
-  **Colour of leaves:** Green
-  **Colour of flowers:** White/red
-  **Soil type:** Cool
-  **Uses:** Border, Rockery, Tub/container

Calendar :

J	F	M	A	M	J	J	A	S	O	N	D
---	---	---	---	---	---	---	---	---	---	---	---

