















# PRUNUS lusitanica 'MYRTIFOLIA'

myrtle-leaved cherry laurel



-  **Maintenance advice:** At the end of winter, prune it to the desired size if necessary. Water regularly and abundantly for two years after planting.
-  **Botanical/Horticultural origin:** Iberian Peninsula; horticultural selection before 1892
-  **Use group:** Shrubs
-  **Height at 10 years:** 4 m
-  **Width at 10 years:** 2 m
-  **Growth:** Fast
-  **Fragrance:** Yes

-  **Exposure:** Sun - Half shade
-  **Evergreen/Deciduous:** Evergreen
-  **Shape:** conical, pyramidal
-  **Colour of leaves:** Green
-  **Colour of flowers:** Cream white
-  **Soil type:** Cool to dry
-  **Uses:** Free standing specimen, Tub/container, Border

Calendar : J F M A M J J A S O N D