
















# NANDINA domestica RED LIGHT (R) 'NRL2015' cov



-  **Maintenance advice:**
-  **Botanical/Horticultural origin:**
-  **Use group:** Shrubs
-  **Height at 10 years:** 0,5 m
-  **Width at 10 years:** 0,5 m
-  **Growth:** Medium
-  **Fragrance:**

-  **Exposure:** Shade - Half shade
-  **Evergreen/Deciduous:** Evergreen
-  **Shape:** rounded, ball, globe
-  **Colour of leaves:** Variegated green white pink
-  **Colour of flowers:**
-  **Soil type:** Cool to dry
-  **Uses:** Border, Tub/container, Rockery
-  **Publisher:** Plantipp

Calendar : J F M A M J J A S O N D