

















MALUS x purpurea APPLETINI (R) 'Gulliver' cov



-  **Maintenance advice:**
-  **Botanical/Horticultural origin:**
-  **Use group:** Shrubs
-  **Height at 10 years:** 3 m
-  **Width at 10 years:** 1,5 m
-  **Growth:** Medium
-  **Fragrance:**

-  **Exposure:** Sun - Half shade
-  **Evergreen/Deciduous:** Deciduous
-  **Shape:** rigid, upright
-  **Colour of leaves:** Green
-  **Colour of flowers:** Pink/red
-  **Soil type:** Cool to dry
-  **Uses:** Border, Free standing specimen, Tub/container
-  **Publisher:** Globe planter

Calendar :  J F M A M J J A S O N D
 