
















BETULA nigra 'Shiloh Splash'

Variegated River Birch 'Shiloh Splash'



-  **Maintenance advice:** In winter, remove any dead wood and limit vegetation if necessary. Water abundantly and regularly for the first 2 years.
-  **Botanical/Horticultural origin:** Horticultural origin : breeder John Allen, Shiloh Nursery (US)
-  **Use group:** Shrubs
-  **Height at 10 years:** 8 m
-  **Width at 10 years:** 4 m
-  **Growth:** Medium
-  **Fragrance:**

-  **Exposure:** Sun - Half shade
-  **Evergreen/Deciduous:** Deciduous
-  **Shape:** conical, pyramidal
-  **Colour of leaves:** Variegated green white
-  **Colour of flowers:** Green yellow
-  **Soil type:** Cool to dry
-  **Uses:** Border, Free standing specimen,

Calendar : J F M A M J J A S O N D

