

PASSIFLORA caerulea

blue passion flower, blue crown



© Hortiva Diffusion - Tous droits réservés










© Hortiva Diffusion - Tous droits réservés



© Hortiva Diffusion - Tous droits réservés

-  **Maintenance advice:** At the end of winter, prune the dry wood, limit its vegetation to the desired size and shorten the shoots to have a dense and floriferous plant.
-  **Botanical/Horticultural origin:** Brazil; introduced in 1609
-  **Use group:** Climbers
-  **Height at 10 years:** 8 m
-  **Width at 10 years:** 6 m
-  **Growth:** Fast
-  **Fragrance:** Yes

-  **Exposure:** Full sun
-  **Evergreen/Deciduous:** Semi evergreen
-  **Shape:** climbing
-  **Colour of leaves:** Green
-  **Colour of flowers:** White/blue
-  **Soil type:** Cool to dry
-  **Uses:** Climber, Hedge, Tub/container

Calendar :  J F M A M J J A S O N D 