


FAGUS sylvatica 'ASPLENIFOLIA'

Beech 'ASPLENIFOLIA'










© Hortival Diffusion - Tous droits réservés










© Hortival Diffusion - Tous droits réservés



© Hortival Diffusion - Tous droits réservés

-  **Maintenance advice:** Not necessary
-  **Botanical/Horticultural origin:** Horticultural origin; bred before 1804
-  **Use group:** Trees
-  **Height at 10 years:** 10 m
-  **Width at 10 years:** 6 m
-  **Growth:** Slow
-  **Fragrance:** No

-  **Exposure:** Sun - Half shade
-  **Evergreen/Deciduous:** Deciduous
-  **Shape:** large head
-  **Colour of leaves:** Green
-  **Colour of flowers:** Absent
-  **Soil type:** Indifferent
-  **Uses:** Free standing specimen, Border,

Calendar : J F M A M J J A S O N D